


聖地牙哥中華學苑 San Diego Chinese Academy



How to cut a paper "Spring" character ("春"字)?

There are two other symbols for the Chinese New Year in this Spring character, can you find them?

1. Get a piece of paper




2. Fold it in half with the color inside




3. Draw the pattern on to the paper, making sure the middle of the "Spring" Character is in the fold.



4. Cut out the pattern and open the paper, this is what you get.



5. Decorate and frame if you like



Symbolism:

1. The character “Spring” is in the shape of a gourd. The Chinese word for gourd is “葫蘆” which is close in sound as the phrase “福祿” which means fortune and prosperity .
2. Golden ingots are symbols of wealth and prosperity.

Pattern: Use the pattern below to make your own “Spring” character, make sure the side by the dash line is in the middle of the paper.

